





Window Schedule						
Mark	Location	Window Style	Height	Width	Material	Glazing
W1	Living Room	Double Hung	1800	600	Aluminum	Clear
W2	Living Room	Double Hung	1800	600	Aluminum	Clear
W3	Dining	Slide	900	1810	Aluminum	Clear
W4	Bedroom	Slide	900	1810	Aluminum	Clear
W5	Bedroom	Slide	900	1810	Aluminum	Clear
W6	Bathroom	Slide	943	610	Aluminum	Obscure
W7	Bathroom	Slide	943	610	Aluminum	Obscure
W8	Studio	Double Hung	1800	600	Aluminum	Clear
W9	Studio	Double Hung	1800	600	Aluminum	Clear
W10	Studio	Slide	900	1810	Aluminum	Clear
W11	Kitchen	Slide	900	1810	Aluminum	Clear

Door Schedule						
Mark	Location	Frame Type	Height	Width	Finish	Frame Material
D1	A- Granny Flat FL	Aluminum	2143	2290	Glass	Aluminum
D2	A- Granny Flat FL	Timber	2100	1200	Timber	Timber
D3	A- Granny Flat FL	Timber	2100	720	Timber	Timber
D4	A- Granny Flat FL	Timber	2100	720	Timber	Timber
D5	A- Granny Flat FL	Timber	2100	720	Timber	Timber
D6	A- Granny Flat FL	Timber	2100	820	Timber	Timber
D7	A- Granny Flat FL	Timber	2100	720	Timber	Timber
Grand total: 7						

FINISHING SCHEDULE			
			
EXTERNAL WALLS  AUSTRAL BRICK - EVERDAY LIFE FREEDOM OR SIMILAR	ROOF  COLORBOND IRONSTONE OR SIMILAR	ALUMINUM WINDOWS AND DOORS  POWDER COATED ALUMINUM BLACK	FACSIA & GUTTER  COLORBOND BLACK

<div>NOTE:</div> <div>* Architectural documents are to be read in conjunction with relevant structural, fire service, mechanical, hydraulic, electrical, civil and landscaping documents.</div> <div>* Do not scale drawings. Use figured dimensions only. Inform Architect of any conflict between site conditions and documents. Contractor to verify all dimensions on site before commencing work.</div> <div>*Any extra work entailed hereafter must be claimed and approval obtained before proceeding otherwise no extra will be allowed for.</div> <div>*All materials, appliances, fittings and finishes are to be installed in accordance with the manufacturer's recommendations and in compliance with the relevant Codes &amp; Standards</div> <div>* These drawings are not to be used for construction unless drawings are stamped and endorsed by Building Surveyor.</div> <div>* These documents may only be used for the purpose for which they were commissioned and in accordance with the Terms of Engagement.</div>	CONSULTANTS:	

REV	DATE	DESCRIPTION	INITIAL
A	06.01.22	Initial Design	Khaled
B	07.01.22	Submission	Khaled

DRAWING TITLE:	Schedules
DRAWN BY:	K.Kabbout
CHECKED BY:	M.Shafie
LOT: C	SEC:   DP:321575
COUNCIL AREA :	Canterbury-Bankstown Council

SITE ADDRESS:	163 Bexley Road, Kingsgrove
CLIENT:	Kalvin
ISSUED FOR:	Issued for DA
PROJECT TYPE:	Residential

SCALE:	DATE:	Jan 2022	REV:	B	SHEET NO:	06.0
--------	-------	----------	------	---	-----------	------



40 Hector St, Chester Hill NSW, 2162  
www.cedardesign.com.au  
info@cedardesign.com.au  
Phone: 0422 704 479  
A.B.N: 87 616 143 661  
bda Reg #: 2125/16